

NITEKO 
ILLUMINAZIONE



2024
CATALOGUE



© Copyright 2024. All rights reserved

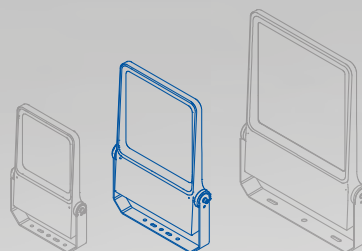
Any use, total or partial, of the contents included in this catalogue is prohibited, including the storage, reproduction, editing, diffusion or distribution of the contents by means of any technological platform, support or computer network, without the prior written authorization from Niteko Srl.

Photos, drawings and images shown in this catalogue, about products and their applications and installations, are for illustrative and demonstrative purposes only.

Finished printing in May 2024.

Nettuno M

- ✔ Direct replacement of discharge lamps up to 1.000 W
- ✔ Suitable for installations up to 20m above the ground
- ✔ Ideal for lighting professional sports facilities
- ✔ Lighting of large indoor and outdoor areas, shopping centers, industrial areas, parkings



> Details



Adjustable bracket





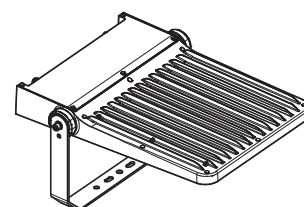

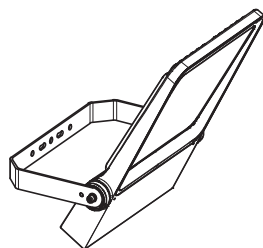
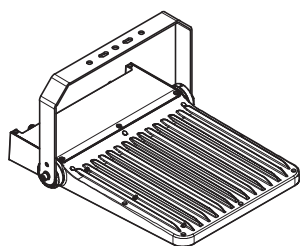
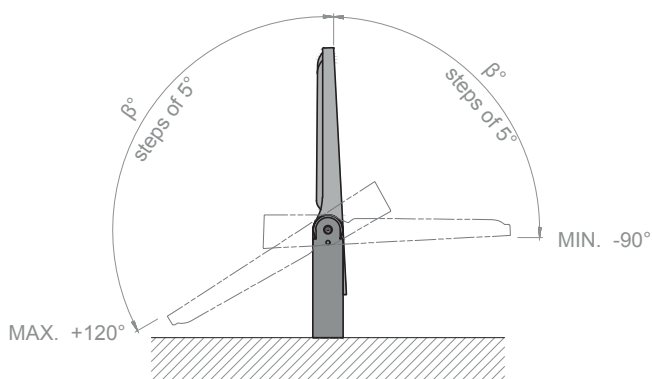
> Rotation system

The adjustable bracket allows the floodlight to be oriented with steps of 5° by using toothy locking elements



Rotation

Minimum rotation: **-90°** | Maximum rotation: **+120°** | Steps: **5°**




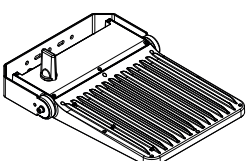
Nettuno M

> Technical features

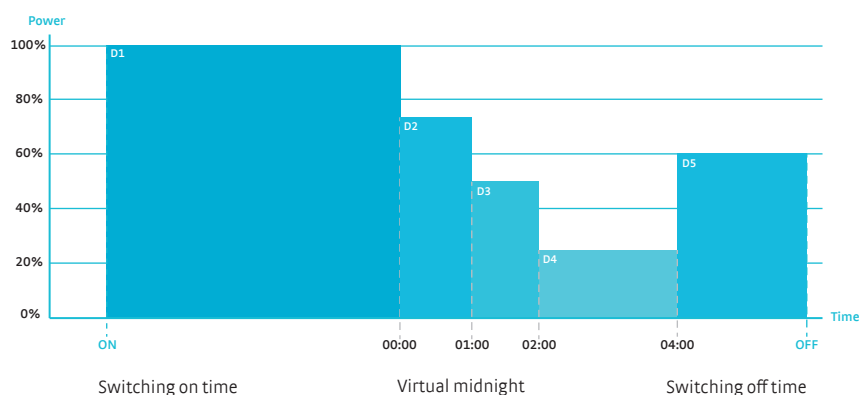
Main features	
Applications	Industrial, commercial, sports lighting: large indoor and outdoor areas
Device type	LED floodlight
Mounting type	Architectural with adjustable bracket, suspension with eyebolts, head-pole
Inclination	-90° ÷ +120° (steps of 5°)
Protection rating	IP66 IK09
	Electrical protection: EOS Protection System
	Chemical protection: VOC Free
Effective power	200 ÷ 325 W
Nominal luminous flux	26.843 ÷ 57.787 lm (@ T _J =85°C, I _F <500mA)
Luminaire efficacy	Up to 160 lm/W
Temperature	Operating temperature: -40°C ÷ +45°C Storage temperature: -40°C ÷ +80°C
Warranty	Standard: 10 years Optional: Lifetime
Energy rating	≥ A+++
Reference standards	EN 60598-1:2015 + A1:2018 EN 60598-2-5:2015 + A1:2018 EN 60068-2-6:2008
	EN 60068-2-27-2009
Patents and certifications	CE, RoHS, ENEC, IP66, IK09, Photobiological Safety, EOS Protection System, VOC Free, Vibration & Shock Test, Zhaga D4i
Optical features	
Photometries	Asymmetric, elliptic, symmetric
Light source	HI power LED
Colour temperature	2.200K 2.700K 3.000K 4.000K 5.000K 5.700K
Colour rendering index	CRI ≥ 70 CRI ≥ 80 CRI ≥ 90
LED modules	Independent and replaceable
Optics	PMMA, modular and replaceable
Light source efficiency	Up to 210 lm/W
Light source life	≥ 100.000 hours (L90B10 @ T _J =85°C, I _F <400mA)
Electrical features	
Power supply	Standard: 175 ÷ 264 V AC 50 / 60 Hz
	Optional: 120 ÷ 277 V AC 50 / 60 Hz
LED power current	I _F <500mA
Driver	Efficiency: > 90 % Power factor: PF > 0,97 (Active PFC)
Insulation class	Standard: Class II Optional: Class I
Electrical connection	Standard: Outgoing power cable HØ7RN-F (length: 1 m)
	Optional: IP66 Socket/Plug connector kit
Electrical protection	Standard: Common Mode: 10 kV Differential Mode: 6 kV
	Optional: Additional electrical protection with SPD device: 10 kV (C.M.) 10 kV (D.M.) 10 kA
Mechanical features	
Materials	Body: die-cast aluminium
	Screen: 5 mm extra clear tempered glass
	Accessory: Painted S235JR steel
Dimensions	672 x 478 x 78 mm
Weight	12,5 kg
Wind exposure	Frontal: 0,24 m² Lateral: 0,04 m²
Colour	Standard: RAL 9023 (Pearl dark gray) Optional: RAL colour on request
Tolerance: luminous flux +/-5%, power +/- 5%, dimensions +/-1%, weight +/-3%	

> Power and control systems

LP - Lite programmable	FP - Full programmable	SR - Full programmable sensor ready
PRG5: automatic control up to 5 profiles	PRG5: automatic control up to 5 profiles	PRG5: automatic control up to 5 profiles
DIM: 1-10V analogue control	DALI: DALI digital control	DALI: DALI 2.0 digital control
CLO LITE: constant lighting control during the lifetime with a single profile	CLO FULL: constant lighting control during the lifetime up to 20 profiles	CLO FULL: constant lighting control during the lifetime up to 20 profiles
	PLV: Power Line Voltage control	AUX: Auxiliary command 24V / 3W
	DCE: Interface for centralised emergency lighting	DCE: Interface for centralised emergency lighting

NEMASCK.7: Radio control by 7-PIN NEMA SOCKET device	ZHAGASCK: Radio control by ZHAGA SOCKET device
	

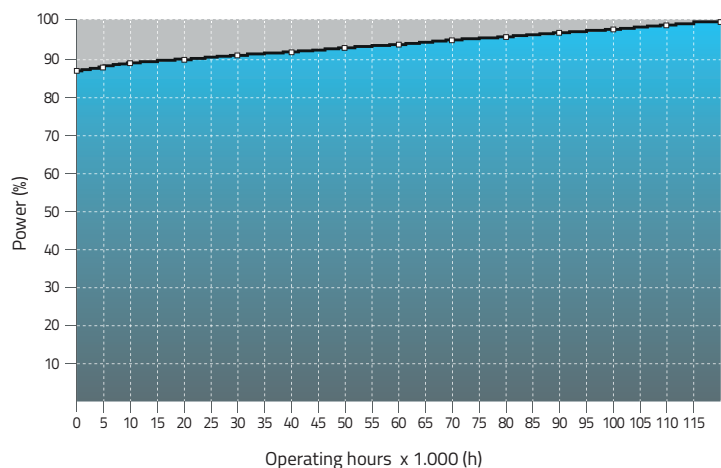
PRG module



The PRG module allows to control and reduce the luminous flux of the lighting fixture from 10% to 100% of the maximum value, without the use of dedicated cables.

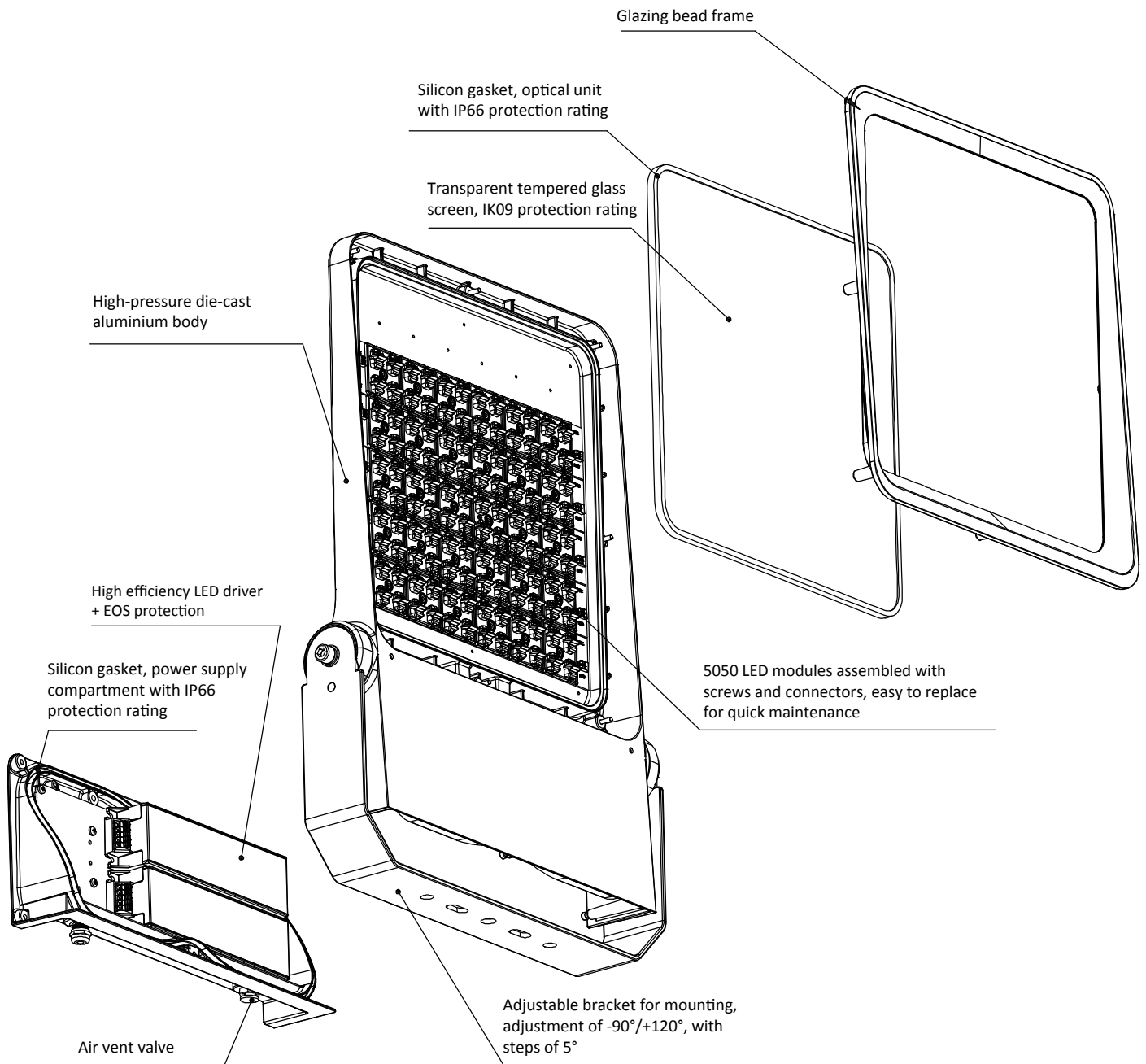
- D1: Time frame ON - 23:59 → Power 100%
- D2: Time frame 00:00 - 00:59 → Power 75%
- D3: Time frame 01:00 - 01:59 → Power 50%
- D4: Time frame 02:00 - 03:59 → Power 25%
- D5: Time frame 04:00 - OFF → Power 60%

CLO FULL Function



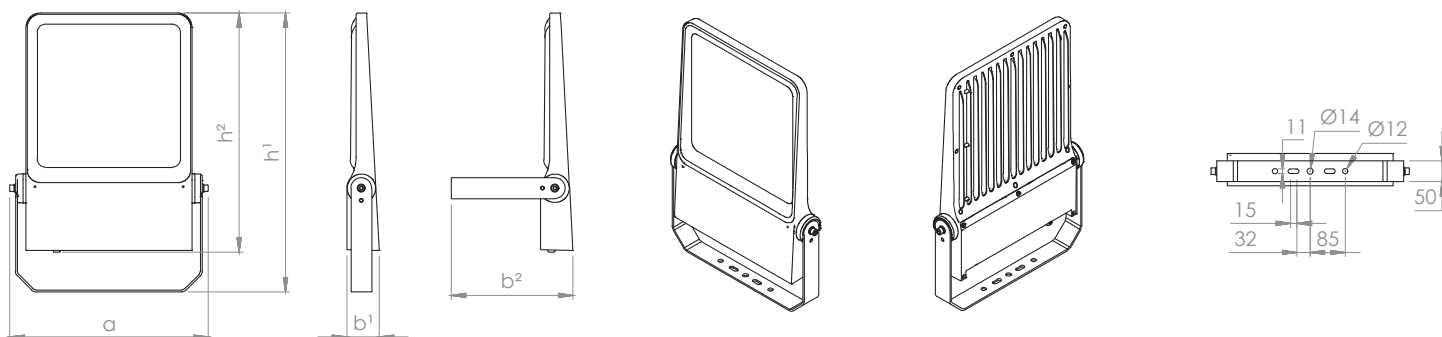
The CLO function allows to gradually increase the level of light output over time from a lower initial luminous flux up to 100%, thus compensating the luminous flux degradation of the LED module during the lighting fixture entire lifetime. It can also serve as a means to reduce energy consumption.

> Exploded view drawing



Nettuno M

> Technical drawing



↔	Dimensions	α = 478 mm b1 = 78 mm b2 = 243 mm h1 = 672 mm h2 = 576 mm L = 1 m outgoing cable standard length	Weight	12,5 kg
---	------------	---	--------	---------

> Models

Product item code [ss-mm-wwW-xyyy-zz-rr]	Power	Nominal luminous flux [xyyy]			
		4070 5070 5770	3070	2770 4080	2270 2780 3080 5790
	W	lm			
NETTUNO-M-200W-xyyy-zz-rr	200,0	35.433	33.723	30.822	26.843
NETTUNO-M-225W-xyyy-zz-rr	225,0	39.205	37.276	34.063	29.556
NETTUNO-M-250W-xyyy-zz-rr	250,0	44.709	42.575	38.910	33.953
NETTUNO-M-275W-xyyy-zz-rr	276,0	48.764	46.397	42.409	36.884
NETTUNO-M-300W-xyyy-zz-rr	300,0	52.273	49.702	45.417	39.408
NETTUNO-M-325W-xyyy-zz-rr	300,0	53.985	51.426	46.996	41.051
	325,0	57.787	55.010	50.277	43.823

> Item code composition

Series	Model	Power	CCT	CRI	Optic	RAL Colour		
SS	MM	WW	XX	YY	ZZ	RR		
NETTUNO	M	200W 275W 225W 300W 250W 325W	22	2.200 K	70 CRI>70	A** Asymmetric (** = from 1 to 99)	9023 Pearl dark grey	
			27	2.700 K	80 CRI>80	AB** Asymmetric (** = from 1 to 99)	RRRR Customizable RAL colour	
			30	3.000 K	90 CRI>90	E* Elliptic (** = from 1 to 99)		
					40	4.000 K	R* Rotosymmetric (** = from 1 to 99)	
					50	5.000 K	** Symmetric (** = from 01 to 999)	
					57	5.700 K		

> Output flux multiplier - Light intensity class

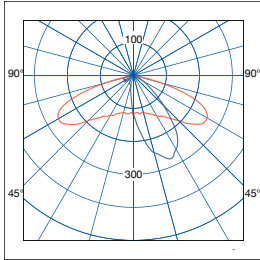
In order to calculate the real flux of the device, the efficiency of the chosen optic must be multiplied by the nominal light flux value shown in the table. Each optic corresponds to a class of light intensity G*.

A2	0,85	G*4	A3	0,87	G*6	A4	0,83	G*6	A7	0,79	G*2	A8	0,82	G*2
A13	0,81	G*6	E3	0,87	G*6	25	0,90	G*6	50	0,90	G*6	100	0,86	G*6

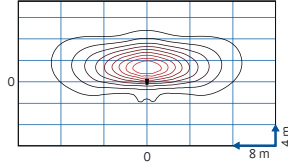
> Photometries

Asymmetric

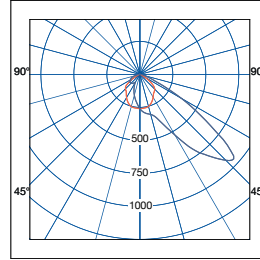
[A2] - Asymmetric 150°x35°



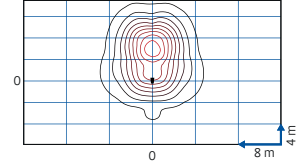
H = 8 m



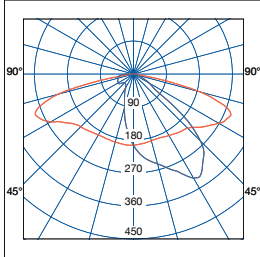
[A3] - Asymmetric 120°x50°



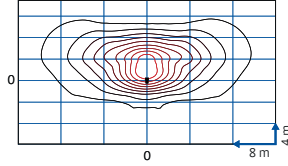
H = 8 m



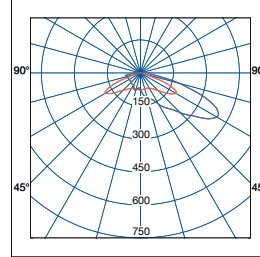
[A4] - Asymmetric 145°x65°



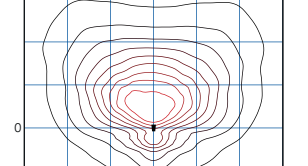
H = 8 m



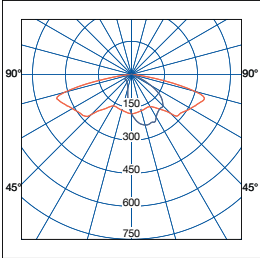
[A7] - Asymmetric 120°x80°



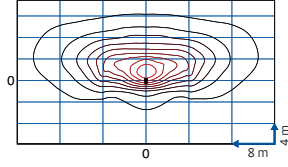
H = 8 m



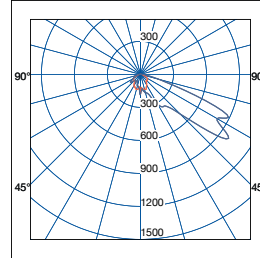
[A8] - Asymmetric 155°x55°



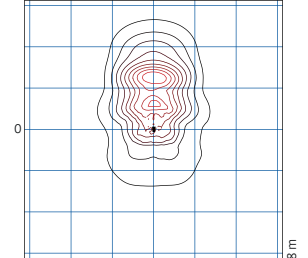
H = 8 m



[A13] - Asymmetric 135°x60°

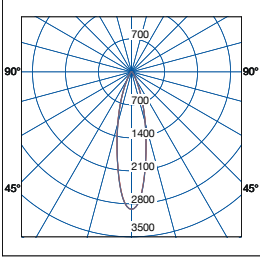


H = 8 m

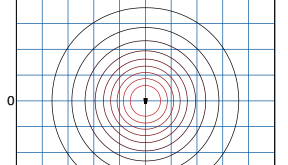


Symmetric

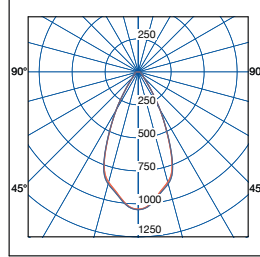
[25] - Symmetric 35°



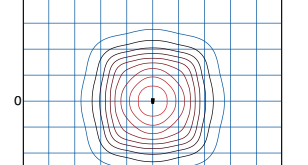
H = 8 m



[50] - Symmetric 60°

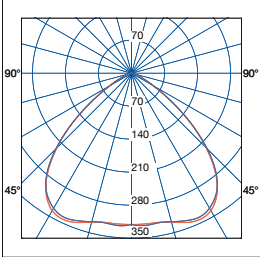


H = 8 m

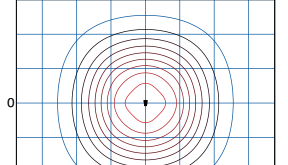


Elliptic

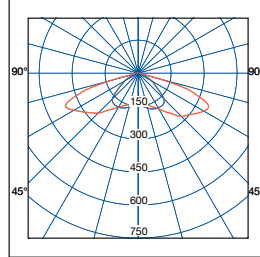
[100] - Symmetric



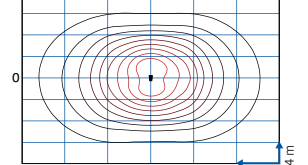
H = 8 m



[E3] - Elliptic 145°x110°



H = 8 m

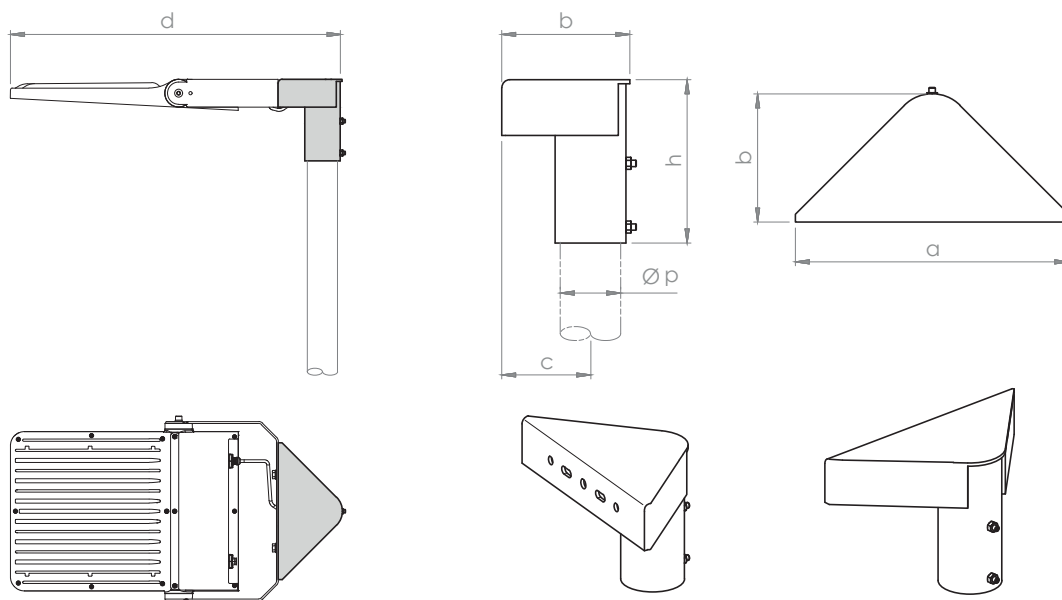


More photometries are available on request

> Mounting options

Accessory for head-pole mounting

KM-NETTUNO-M-TP



Dimensions

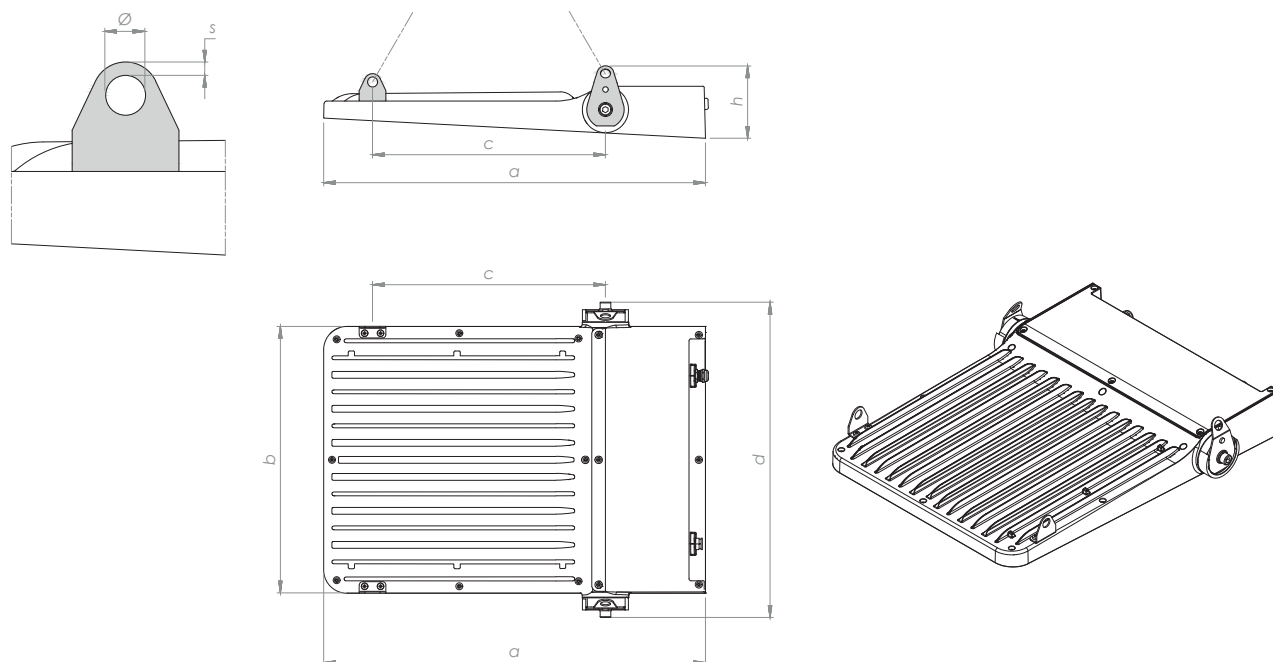
a = 343 mm | b = 161 mm | c = 112 mm | d = 834 mm | h = 205 mm
 Øp = Ø48 ÷ 60 mm; Ø60 ÷ 76 mm; Ø89 ÷ 114 mm pole - 130 mm depth



Weight 6,5 kg

Accessory for suspension mounting

KM-NETTUNO-M-SPS



Dimensions

a = 572 mm | b = 400 mm | c = 349 mm | d = 473 mm | h = 108 mm
 Ø = 15 mm pole | s = 5 mm



Weight 0,2 kg

Nettuno M

> Installations



2024

CATALOGUE

Technical data may change over time.
For updates, please visit www.niteko.com
or contact us at info@niteko.com.



NITEKO SRL

Viale della Libertà, 8
74020 Montemesola (TA) - ITALY

T. [+39] 099 567 12 19

F. [+39] 099 567 11 12

www.niteko.com

info@niteko.com