

NITEKO
ILLUMINAZIONE



2024
CATALOGUE



© Copyright 2024. All rights reserved

Any use, total or partial, of the contents included in this catalogue is prohibited, including the storage, reproduction, editing, diffusion or distribution of the contents by means of any technological platform, support or computer network, without the prior written authorization from Niteko Srl.

Photos, drawings and images shown in this catalogue, about products and their applications and installations, are for illustrative and demonstrative purposes only.

Finished printing in May 2024.

Guida M



- ✔ Suitable for installations up to 15m above the ground
- ✔ Ideal for lighting urban and extra-urban roads, motorways, road junctions and roundabouts
- ✔ Direct replacement of discharge lamps up to 400W



RoHS



> Details



Mast arm mounting



Head-pole mounting





> Quick opening system

Tool-free and quick opening system that facilitates installation and maintenance

> Adjustable system

Integrated adjustable system for mast arm or head-pole mounting



Rotation

Minimum rotation: **-10°**

Maximum rotation: **+10°**

Steps: **5°**

Guida M

> Technical features

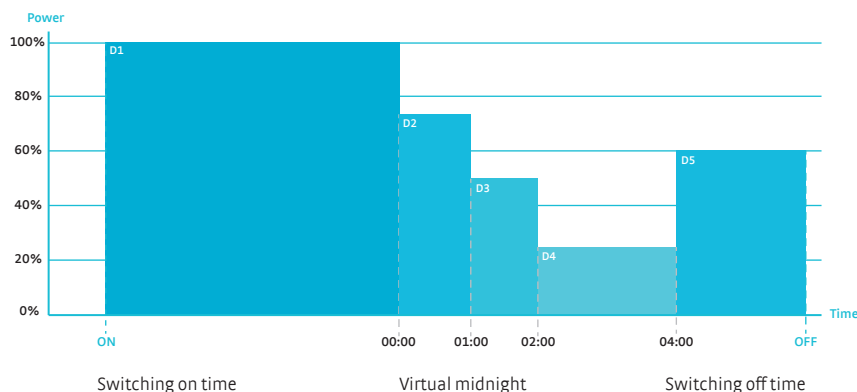
Mean features	
Applications	Street lighting: urban and suburban streets, highways, roundabout and road junctions
Device type	LED street lighting fixture
Mounting type	Head-pole, mast arm
Inclination	Head-pole: $-10^{\circ} \div +10^{\circ}$ (step of 5°) Mast arm: $-10^{\circ} \div +10^{\circ}$ (step of 5°)
Protection rating	IP66 IK09
	Electrical protection: EOS Protection System
	Chemical protection: VOC FREE
Effective power	110 \div 150 W
Nominal luminous flux	15.783 \div 27.951 lm (@ $T_J=85^{\circ}\text{C}$, $I_F<500\text{mA}$)
Luminaire efficacy	Up to 160 lm/W
Temperature	Operating temperature: $-40^{\circ}\text{C} \div +50^{\circ}\text{C}$ Storage temperature: $-40^{\circ}\text{C} \div +80^{\circ}\text{C}$
Warranty	Standard: 10 years Optional: Lifetime
Energy rating	\geq A+++
Reference standards	EN 60598-1:2015 + A1:2018 EN 60598-2-3:2003 + A1:2011 IEC TR 62778:2014 IEC 62471
	CISPR 15:2013 + AMD1 IEC 61547:2009 IEC 61000-3-2:2018 IEC 61000-3-3:2013 + AMD1
	EN 55015:2013 + AMD1 EN 61547:2009 EN 61000-3-2:2014 EN 61000-3-3:2013
Patents and certifications	CE, RoHS, ENEC, ENEC+, IP66, IK09, Photobiological Safety, EOS Free, VOC Free, Vibration & Shock Test, Zhaga D4i
Optical features	
Photometries	Asymmetric, elliptic, rotosymmetric, for pedestrian crossings
Light source	HI power LED
Colour temperature	2.200K 2.700K 3.000K 4.000K 5.000K 5.700K
Colour rendering index	CRI >70 CRI >80 CRI >90
LED modules	Independent and replaceable
Optics	PMMA, modular and replaceable
Light source efficiency	Up to 210 lm/W
Light source life	>100.000 hours (L90B10 @ $T_J=85^{\circ}\text{C}$, $I_F<400\text{mA}$)
Electrical features	
Power supply	Standard: 175 \div 264 V AC 50 / 60 Hz
	Optional: 120 \div 277 V AC 50 / 60 Hz
LED power current	$I_F<500\text{mA}$
Driver	Efficiency: $\eta > 90\%$ Power factor: PF >0,97 (Active PFC)
Insulation class	Standard: Class II Optional: Class I
Electrical connection	Safety switch
Electrical protection	Standard: Common Mode 10kV Differential Mode 6kV
	Optional: Additional electrical protection with SPD device: 10kV (C.M.) 6kV (D.M.) 10 kA
Mechanical features	
Materials	Body: die-cast aluminium with built-in heat sink
	Screen: 4 mm extra clear tempered glass
Dimensions	Body: 827 x 360 x 139 mm Head-pole mounting: 829 x 360 x 194 mm Mast arm mounting: 825 x 360 x 161 mm
Weight	12,0 kg
Wind Exposure	Lateral: 0,07 m ² Frontal tilt (15°): 0,06 m ² Base: 0,24 m ²
Colour	Standard: RAL 7024 (Anthracite black) Optional: RAL colour on request
Tolerance: luminous flux +/-5%, power +/- 5%, dimensions +/-1%, weight +/-3%	

> Power and control systems

LP - Lite programmable	FP - Full programmable	SR - Full programmable sensor ready
PRG5: automatic control up to 5 profiles	PRG5: automatic control up to 5 profiles	PRG5: automatic control up to 5 profiles
DIM: 1-10V analogue control	DIM: 1-10V digital control	DALI: DALI 2.0 digital control
CLO LITE: constant lighting control during the lifetime with a single profile	CLO FULL: constant lighting control during the lifetime up to 20 profiles	CLO FULL: constant lighting control during the lifetime up to 20 profiles
	PLV: Power Line Voltage control	AUX: auxiliary command 24V / 3W
	DCE: Interface for centralised emergency lighting	DCE: Interface for centralised emergency lighting

NEMASCK.7: Radio control by 7-PIN NEMA SOCKET device	ZHAGASCK: Radio control by ZHAGA SOCKET device
	

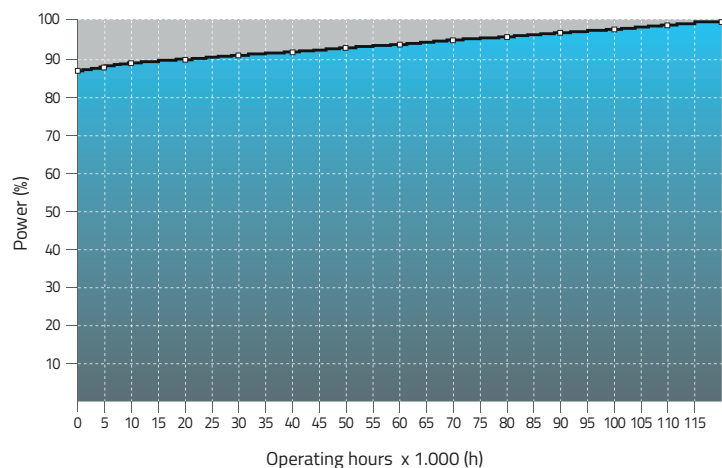
PRG module



The PRG module allows to control and reduce the luminous flux of the lighting fixture from 10% to 100% of the maximum value, without the use of dedicated cables.

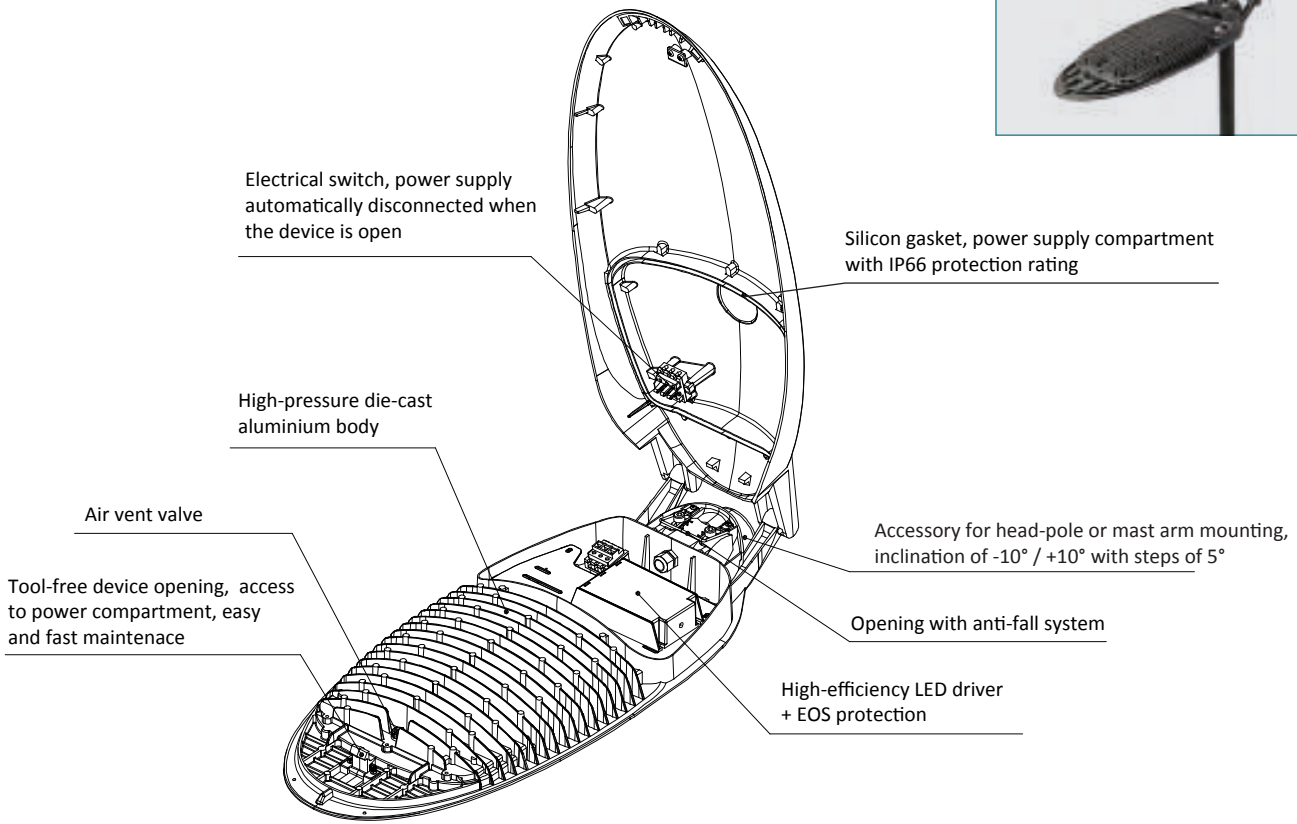
- D1: Time frame ON - 23:59 → Power 100%
- D2: Time frame 00:00 - 00:59 → Power 75%
- D3: Time frame 01:00 - 01:59 → Power 50%
- D4: Time frame 02:00 - 03:59 → Power 25%
- D5: Time frame 04:00 - OFF → Power 60%

CLO FULL Function

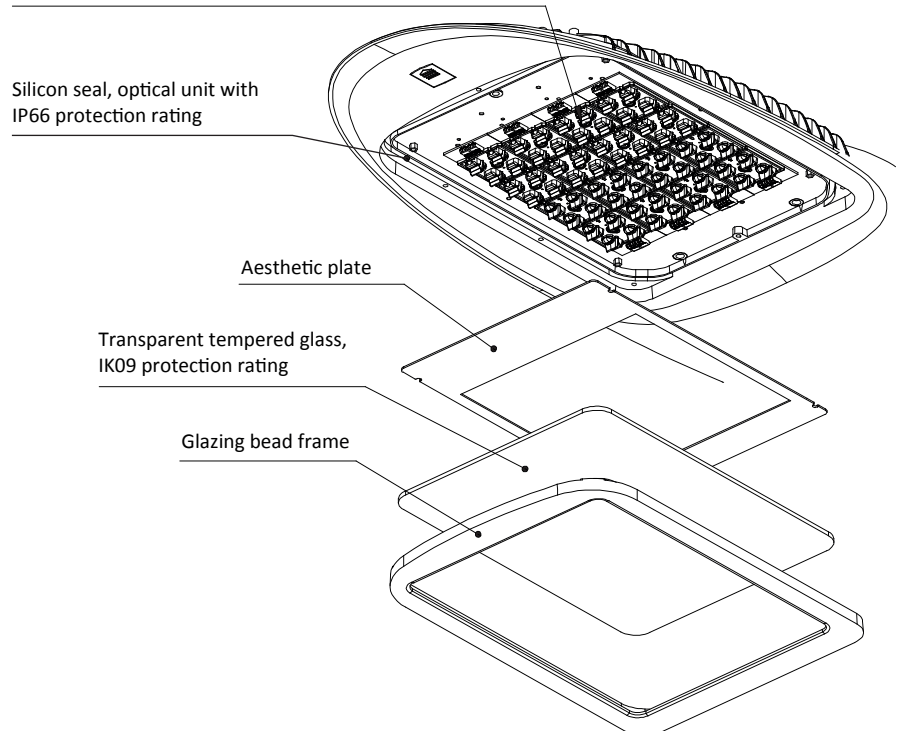


The CLO function allows to gradually increase the level of light output over time from a lower initial luminous flux up to 100%, thus compensating the luminous flux degradation of the LED module during the lighting fixture entire lifetime. It can also serve as a means of reducing energy consumption.

> Exploded view drawing

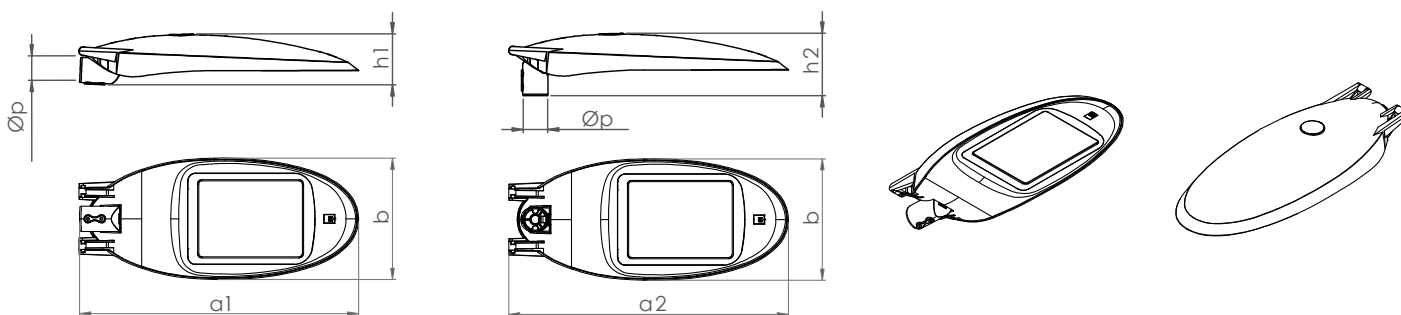


5050 LED modules assembled with screws and connectors, easy to replace for quick maintenance



Guida M

> Technical drawing



↔	Dimensions	a1 = 829 mm a2 = 829 mm b = 360 mm h1 = 161 mm h2 = 194 mm Øp = 60÷48 mm pole - 90 mm depth	⚖	Weight	12,0 Kg
---	-------------------	--	---	---------------	----------------

> Models

Product item code [ss-mm-wwW-xyy-zz-rr]	Power	Nominal luminous flux [xyyy]			
		4070 5070 5770	3070	2770 4080	2270 2780 3080 5790
	W	lm			
GUIDAM-110W -xyy-zz-rr	111,0	20.706	19.680	17.885	15.783
GUIDAM-120W -xyy-zz-rr	120,5	22.255	21.136	19.218	16.928
GUIDAM-130W -xyy-zz-rr	130,1	23.804	22.591	20.551	18.058
GUIDAM-140W -xyy-zz-rr	139,7	25.354	24.048	21.881	19.174
GUIDAM-150W -xyy-zz-rr	139,0	25.800	24.593	22.443	19.755
	150,1	27.951	26.563	24.143	21.299

> Item code composition

Series	Model	Power	CCT	CRI	Optic	RAL colour	
SS	MM	WW	XX	YY	ZZ	RR	
GUIDA	M	110W 140W 120W 150W 130W	22	2.200 K	70	A** Asymmetric (** = from 1 to 99) AB** Asymmetric (** = from 1 to 99) E** Elliptic (** = from 1 to 99) R** Rotosymmetric (** = from 1 to 99) PCDX** Right asymmetric (** = from 1 to 99) PCSX** Left asymmetric (** = from 1 to 99)	7024 Anthracite bl. RRRR Optional RAL colour on request
			27	2.700 K	80		
			30	3.000 K	90		
			40	4.000 K			
			50	5.000 K			
			57	5.700 K			

> Output Flux multiplier - Light intensity class

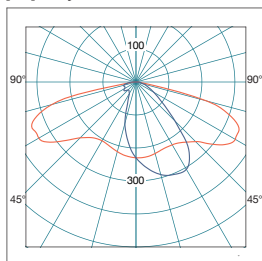
In order to calculate the real flux of the device, the efficiency of the chosen optic must be multiplied by the nominal light flux value shown in the table. Each optic corresponds to a class of light intensity G*.

A1	0,84	G*6	A2	0,79	G*4	A3	0,87	G*6	A4	0,83	G*6	A7	0,80	G*2
A8	0,82	G*1	A9	0,85	G*4	PCDX	0,85	G*6	PCSX	0,85	G*6	E3	0,87	G*6

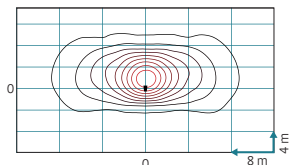
> Photometric features

Asymmetric

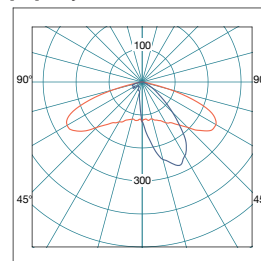
[A1] - Asymmetric 155°x55°



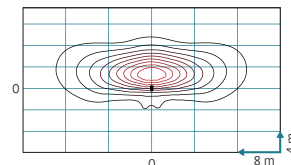
H = 8 m



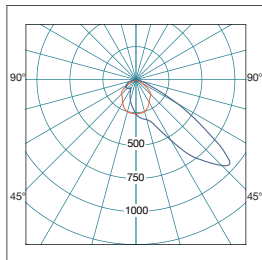
[A2] - Asymmetric 150°x35°



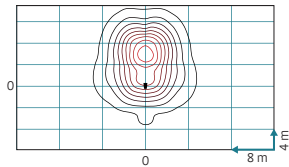
H = 8 m



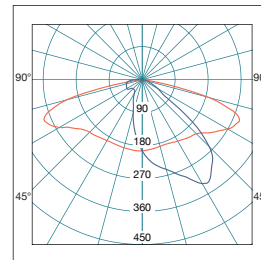
[A3] - Asymmetric 100°x75°



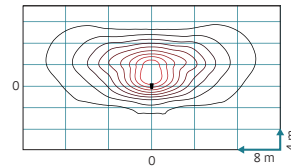
H = 8 m



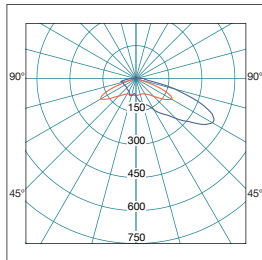
[A4] - Asymmetric 145°x65°



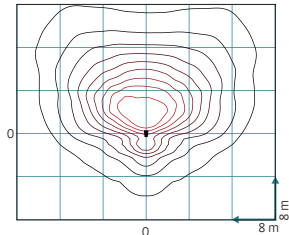
H = 8 m



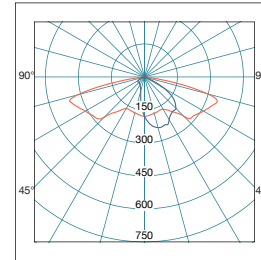
[A7] - Asymmetric 120°x80°



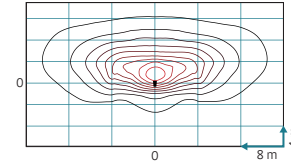
H = 8 m



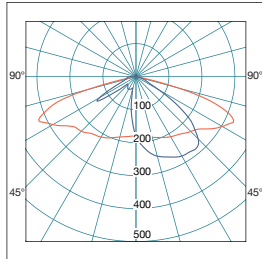
[A8] - Asymmetric 155°x55°



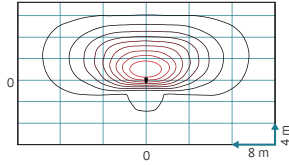
H = 8 m



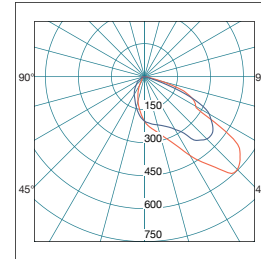
[A9] - Asymmetric 150°x55°



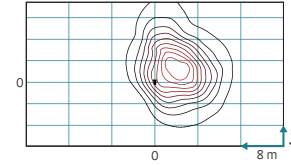
H = 8 m



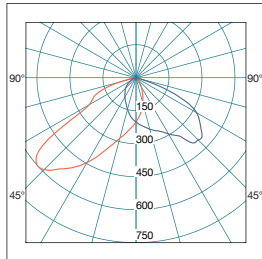
[PCDX] - Asymmetric DX 40°x55°



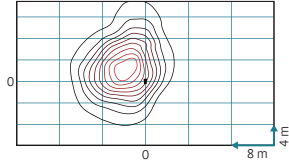
H = 8 m



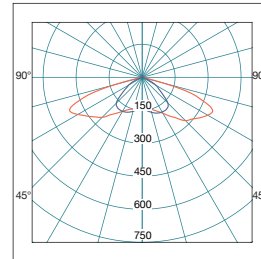
[PCSX] - Asymmetric SX 40°x55°



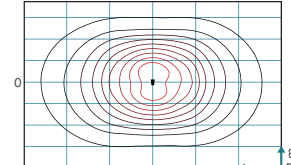
H = 8 m



[E3] - Elliptic 140°x60°



H = 8 m



More photometries are available on request

Elliptic

> Mounting options

Integrated adjustable system with 5° steps for head-pole or mast arm mounting.



HEAD-POLE
MOUNTING



MAST ARM
MOUNTING



Guida M

> Installations





2024 CATALOGUE

Technical data may change over time.
For updates, please visit www.niteko.com
or contact us at info@niteko.com.



NITEKO SRL

Viale della Libertà, 8
74020 Montemesola (TA) - ITALY

T. [+39] 099 567 12 19

F. [+39] 099 567 11 12

www.niteko.com
info@niteko.com