

NITEKO 
ILLUMINAZIONE



CATALOGUE 2023



nettuno

**The winning lighting
for your game**





Industrial



Sports



Large areas



Architectural

Nettuno

- ✓ Easy maintenance thanks to the separation of the optical compartment from the power supply one
- ✓ High performance
- ✓ High personalization thanks to the variety of optics
- ✓ Maximum visual comfort for every sport
- ✓ Outstanding output for TV footage

Nettuno



> Applications

Roundabouts

Large areas

Sports facilities

Industrial lighting

Architectural lighting

> Main features

Body material: die-cast aluminium single body with built-in heat sink. Electric compartment separated from the optical one.

Optical unit: asymmetric street optic with high precision collimators for light beam concentration.

Mounting: integrated adjustable bracket for ceiling, wall or pole mounting. Suspension mounting kit for indoor applications.

> Certifications



RoHS



Dasa-Rägister
UNI EN ISO 9001:2015
IQ-0818-01

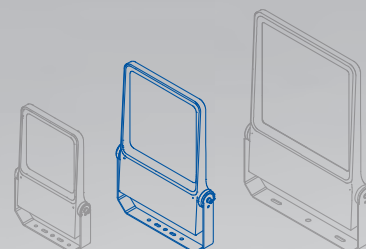


Dasa-Rägister
EN ISO 14001:2015
IE-0115-01



Nettuno M

- ✔ Direct replacement of discharge lamps up to 1.000 W
- ✔ Suitable for installations up to 20m above the ground
- ✔ Ideal for lighting professional sports facilities
- ✔ Lighting of large indoor and outdoor areas, shopping centers, industrial areas, parkings



RoHS



Dasa-Rägister
UNI EN ISO 9001:2015
TQ-0818-01



Dasa-Rägister
EN ISO 14001:2015
IE-0115-01



> Details



Adjustable bracket





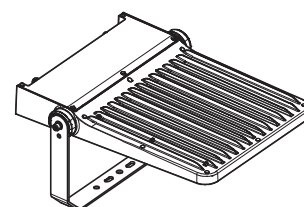

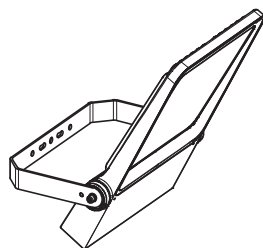
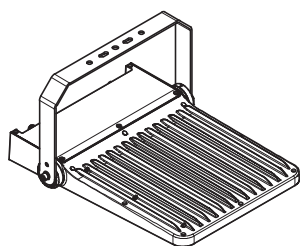
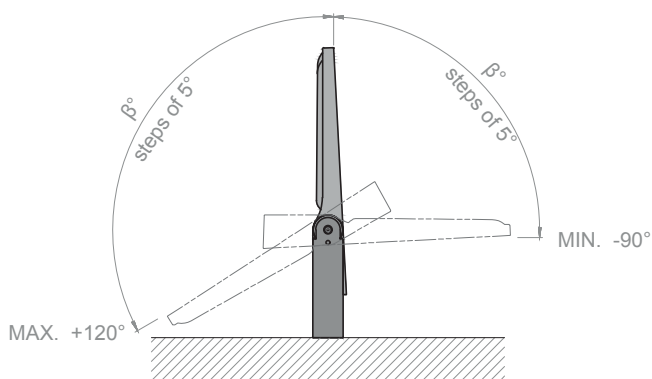
> Rotation system

The adjustable bracket allows the floodlight to be oriented with steps of 5° by using toothy locking elements



Rotation

Minimum rotation: **-90°** | Maximum rotation: **+120°** | Steps: **5°**



Nettuno M

> Technical features

Main features	
Applications	Industrial, commercial, sports lighting: large indoor and outdoor areas
Device type	LED floodlight
Mounting type	Architectural with adjustable bracket, suspension with eyebolts, head-pole
Inclination	-90° ÷ +120° (steps of 5°)
Protection rating	IP66 IK09
	Electrical protection: EOS Protection System
	Chemical protection: VOC Free
Actual power	200 ÷ 325 W
Nominal luminous flux	27.027 ÷ 53.261 lm (@ T _J =85°C, I _F <500mA)
Device light efficiency	Up to 160 lm/W
Temperature	Operating temperature: -40°C ÷ +40°C Storage temperature: -40°C ÷ +80°C
Warranty	20 years or 100.000 hours
Energy rating	≥ A++
Reference standards	EN 60598-1:2015 + A1:2018 EN 60598-2-5:2015 + A1:2018
Patents and certifications	CE, RoHS, ENEC, IP66, IK09, EOS Protection System, VOC Free
Optical features	
Photometries	Asymmetric, elliptic, symmetric
Light source	HI power LED
Colour temperature	2.200K 2.700K 3.000K 4.000K 5.000K 5.700K
Colour tendering index	CRI≥70 CRI≥80 CRI≥90
LED modules	Independent and replaceable
Optics	PMMA, modular and replaceable
Light source efficiency	Up to 210 lm/W
Light source life	≥ 100.000 hours (L90B10 @ T _J =85°C, I _F <400mA)
Electrical features	
Power supply	Standard: 175 ÷ 264 V AC 50 / 60 Hz
	Optional: 120 ÷ 277 V AC 50 / 60 Hz
LED power current	I _F <500mA
Driver	Efficiency:> 90 % Power factor: PF > 0,97 (Active PFC)
Insulation class	Standard: Class II Optional: Class I
Electrical connection	Outgoing power cable with IP66 protected connector (Standard lenght: 1m)
Electrical protection	Common Mode: 10 kV Differential Mode: 6 kV
	Additional electrical protection with SPD device: 10 kV (C.M.) 10 kV (D.M.) 10 kA
Mechanical features	
Materials	Body: die-cast aluminium
	Screen: 5mm transparent tempered glass
Dimensions	672 x 478 x 78 mm
Weight	max. 12,5 kg
Wind exposure	Frontal: 0,24 m ² Lateral 0,04 m ²
Colour	Standard: RAL 9023 (Pearl dark gray) Optional: RAL colour on request

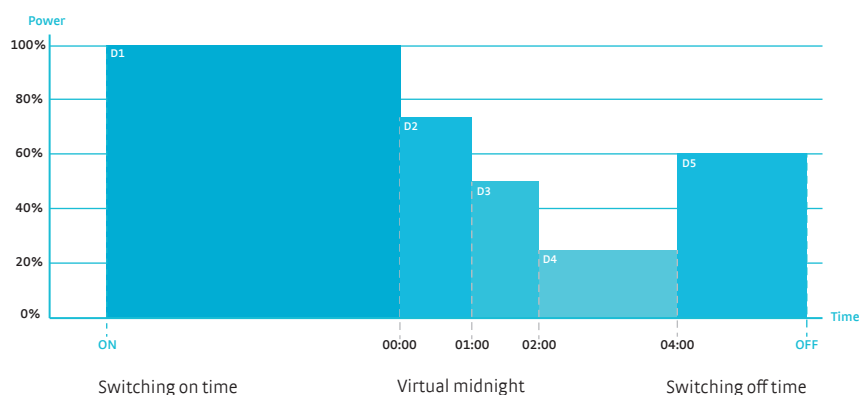
Tolerance: luminous flux +/-5%, power +/- 5%, dimensions +/-1%, weight +/-3%

> Power and control systems

LP - Lite programmable	FP - Full programmable	SR - Full programmable sensor ready
PRG5: automatic control up to 5 profiles	PRG5: automatic control up to 5 profiles	PRG5: automatic control up to 5 profiles
DIM: 1-10V analogue control	DALI: DALI digital control	DALI: DALI 2.0 digital control
CLO LITE: constant lighting control during the lifetime with a single profile	CLO FULL: constant lighting control during the lifetime up to 20 profiles	CLO FULL: constant lighting control during the lifetime up to 20 profiles
	PLV: Power Line Voltage control	AUX: Auxiliary command 24V / 3W
	DCE: Interface for centralised emergency lighting	DCE: Interface for centralised emergency lighting

NEMASCK.7: Radio control by 7-PIN NEMA SOCKET device	ZHAGASCK: Radio control by ZHAGA SOCKET device
	

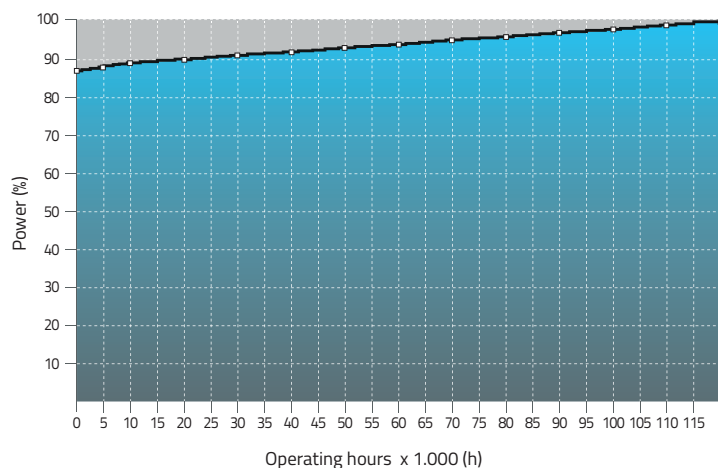
PRG module



The PRG module allows to control and reduce the luminous flux of the lighting fixture from 10% to 100% of the maximum value, without the use of dedicated cables.

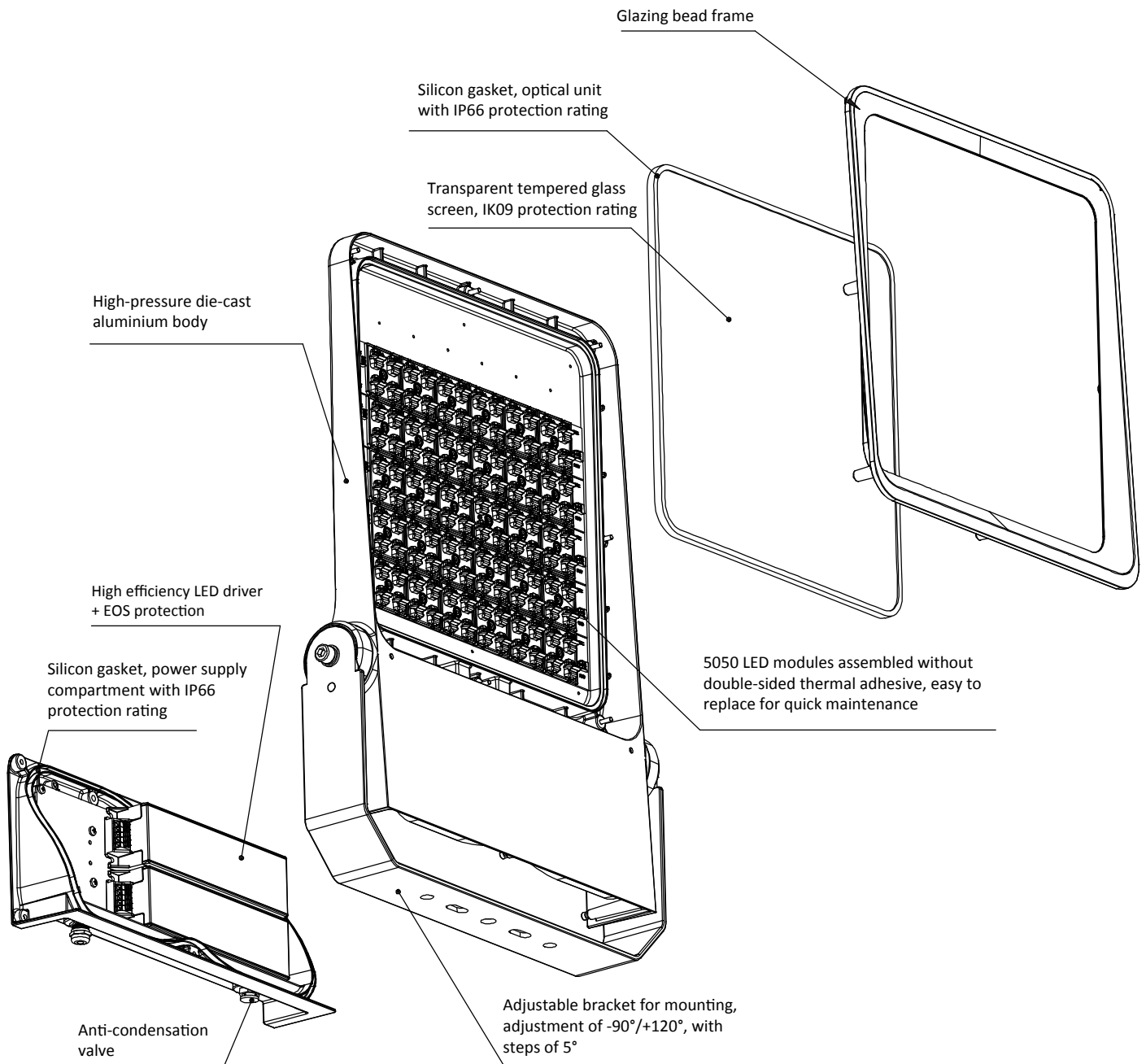
- D1: Time frame ON - 23:59 → Power 100%
- D2: Time frame 00:00 - 00:59 → Power 75%
- D3: Time frame 01:00 - 01:59 → Power 50%
- D4: Time frame 02:00 - 03:59 → Power 25%
- D5: Time frame 04:00 - OFF → Power 60%

CLO FULL Function

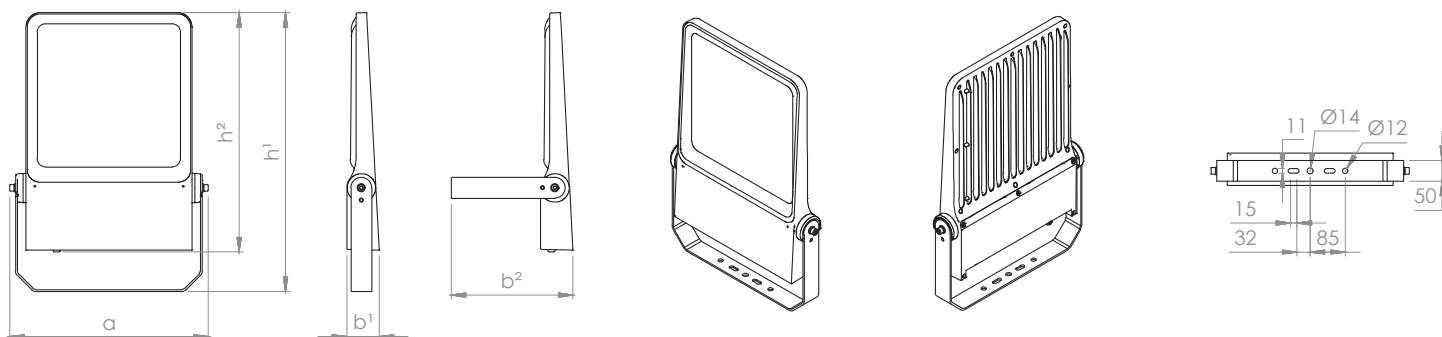


The CLO function allows to gradually increase the level of light output over time from a lower initial luminous flux up to 100%, thus compensating the luminous flux degradation of the LED module during the lighting fixture entire lifetime. It can also serve as a means to reduce energy consumption.

> Exploded view drawing



Nettuno M



↔	Dimensions	a = 478 mm b1 = 78 mm b2 = 243 mm h1 = 672 mm h2 = 576 mm L = 1 m outgoing cable standard length	Weight	12,5 kg
---	------------	--	--------	----------------

Product item code [ss-mm-wwW-xyy-zz-rr]	Power [wwW]	Nominal luminous flux [xyy]			
		4070 5070 5770	3070	2770 4080	2270 2780 3080 5790
	W	lm			
NETTUNO-M-200W -xyy-zz-rr	198,8	33.376	31.607	28.993	27.027
NETTUNO-M-225W -xyy-zz-rr	223,7	36.795	34.840	31.958	29.791
NETTUNO-M-250W -xyy-zz-rr	248,4	41.722	39.510	36.242	33.785
NETTUNO-M-275W -xyy-zz-rr	274,8	45.426	43.020	39.462	36.786
NETTUNO-M-300W -xyy-zz-rr	298,2	46.620	46.036	42.228	39.365
NETTUNO-M-325W -xyy-zz-rr	322,1	53.261	50.436	46.264	43.128

> Item code composition

Series	Model	Power	CCT	CRI	Optic	RAL Colour	
SS	MM	- WW	- XX	YY	- ZZ	- RR	
NETTUNO	M	- 200W 275W 225W 300W 250W 325W	22	2.200 K	70 CRI>70	A** Asymmetric (** = from 1 to 99)	- 9023 Pearl dark grey
			27	2.700 K	80 CRI>80	AB** Asymmetric (** = from 1 to 99)	- RRRR Customizable RAL colour
			30	3.000 K	90 CRI>90	E* Elliptic (** = from 1 to 99)	
			40	4.000 K		R* Rotosymmetric (** = from 1 to 99)	
			50	5.000 K		PCDX** Right Asymmetric (** = from 1 to 99)	
			57	5.700 K		PCSX** Left Asymmetric (** = from 1 to 99)	
						*** Symmetric (** = from 01 to 999)	

> Real flux multiplier - Light intensity class

In order to calculate the real flux of the device, the efficiency of the chosen optic must be multiplied by the nominal light flux value shown in the table.

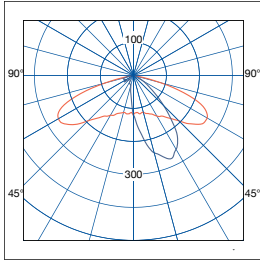
Each optic corresponds to a class of light intensity G*.

A2 0,79 G*4	A3 0,87 G*6	A4 0,83 G*6	A7 0,79 G*2	A8 0,82 G*2
A13 0,81 G*6	E3 0,87 G*6	25 0,90 G*6	50 0,90 G*6	100 0,86 G*6

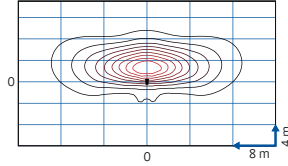
> Photometries

Asymmetric

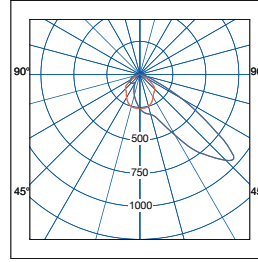
[A2] - Asymmetric 150°x35°



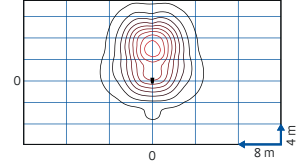
H = 8 m



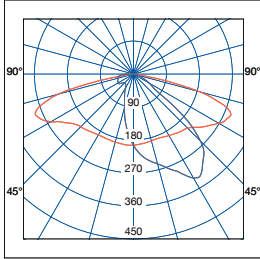
[A3] - Asymmetric 120°x50°



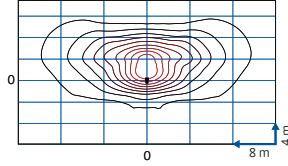
H = 8 m



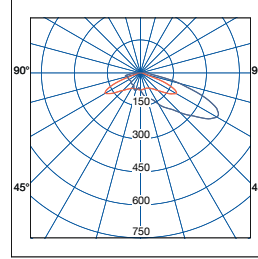
[A4] - Asymmetric 145°x65°



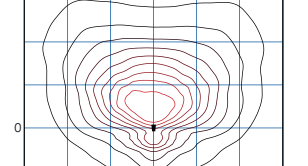
H = 8 m



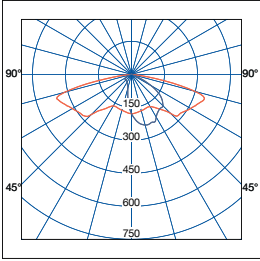
[A7] - Asymmetric 120°x80°



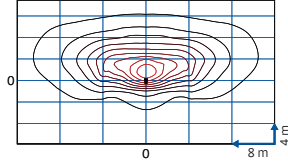
H = 8 m



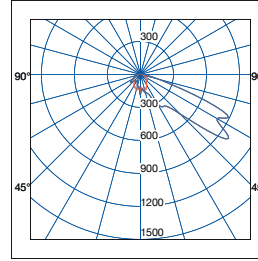
[A8] - Asymmetric 155°x55°



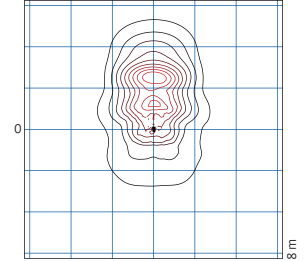
H = 8 m



[A13] - Asymmetric 135°x60°

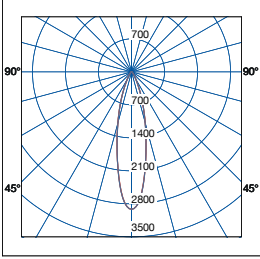


H = 8 m

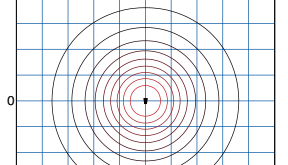


Symmetric

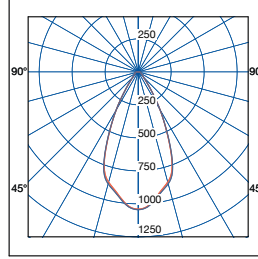
[25] - Symmetric 35°



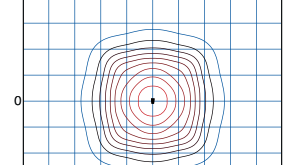
H = 8 m



[50] - Symmetric 60°

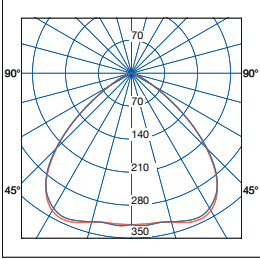


H = 8 m

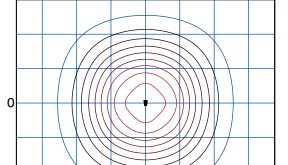


Elliptic

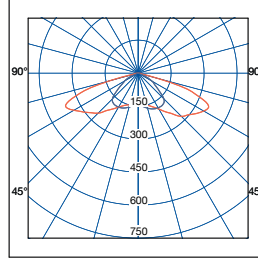
[100] - Symmetric



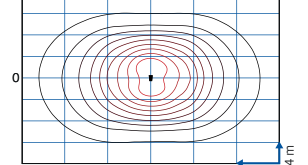
H = 8 m



[E3] - Elliptic 145°x110°



H = 8 m

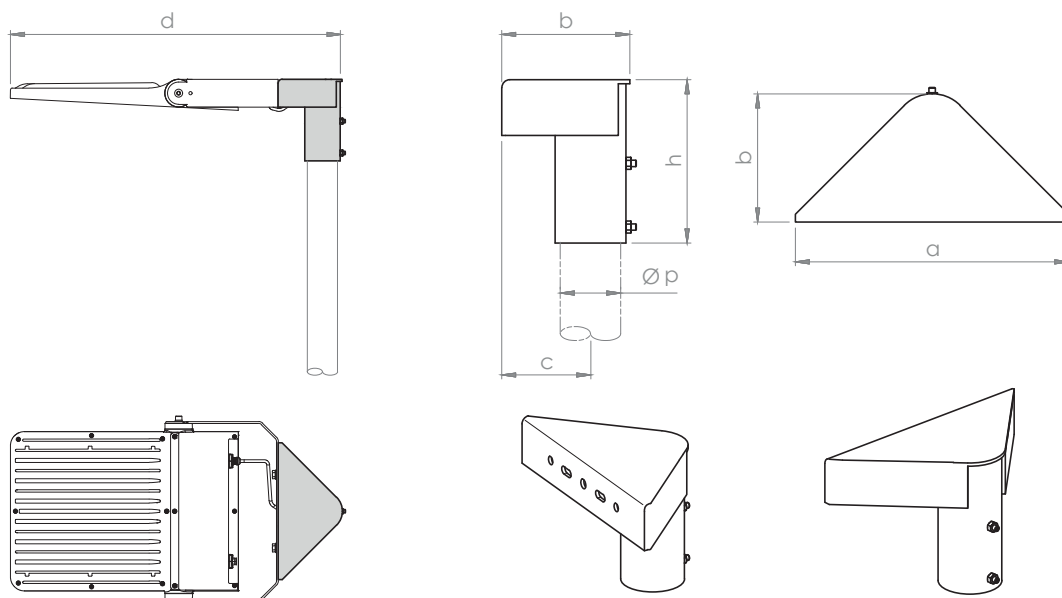


More photometries are available on request

> Mounting options

Accessory for head-pole mounting

KM-NETTUNO-M-TP



Dimensions

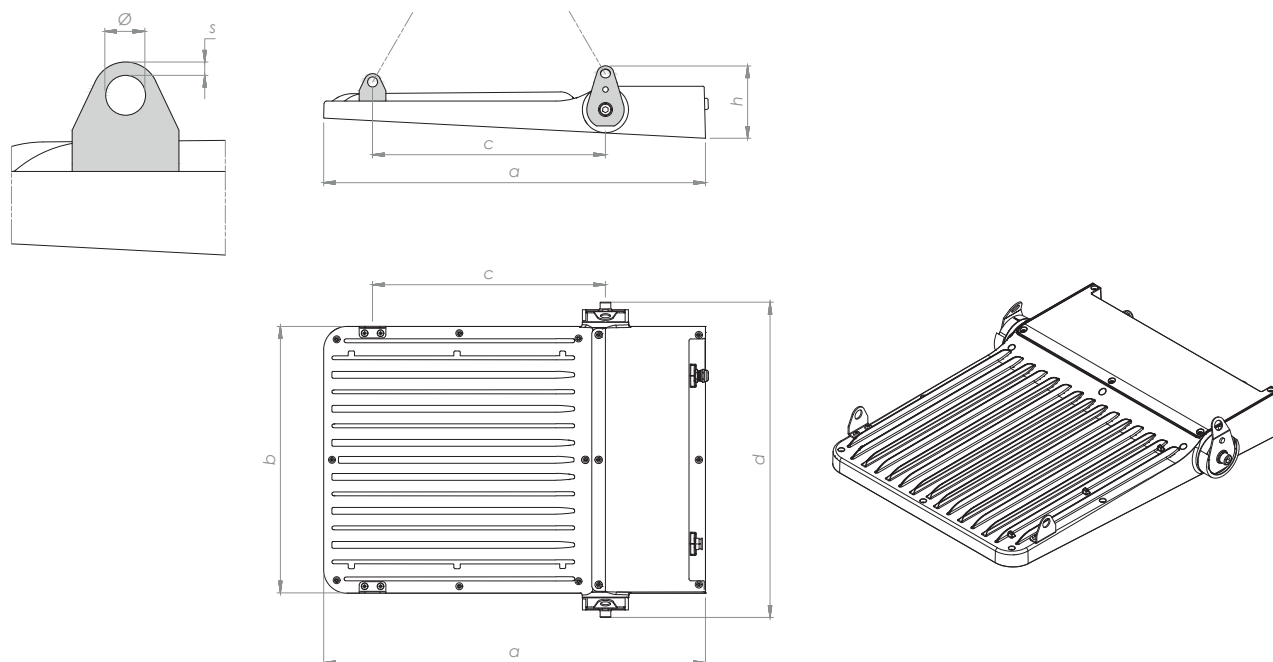
$a = 343 \text{ mm}$ | $b = 161 \text{ mm}$ | $c = 112 \text{ mm}$ | $d = 834 \text{ mm}$ | $h = 205 \text{ mm}$
 $\text{Ø}p = \text{Ø}48 \div 60 \text{ mm}; \text{Ø}60 \div 76 \text{ mm}; \text{Ø}89 \div 114 \text{ mm}$ pole - 130 mm depth



Weight **6,5 kg**

Accessory for suspension mounting

KM-NETTUNO-M-SPS



Dimensions

$a = 572 \text{ mm}$ | $b = 400 \text{ mm}$ | $c = 349 \text{ mm}$ | $d = 473 \text{ mm}$ | $h = 108 \text{ mm}$
 $\text{Ø} = 15 \text{ mm}$ pole | $s = 5 \text{ mm}$



Weight **0,2 kg**

Nettuno M

> Installations

